

OASIS PORTAL

<https://oasis.wb.gov.in>

USER MANUAL FOR STUDENTS LEVEL.

1. Overview & Eligibility Criteria / ওভারভিউ এবং যোগ্যতার মানদণ্ড

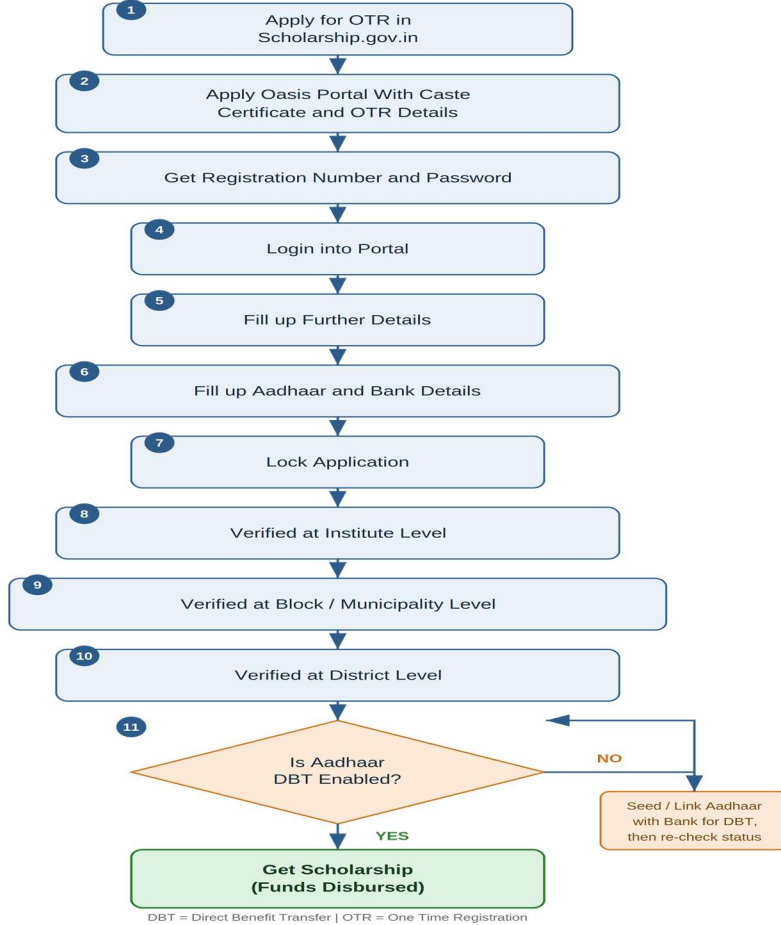
- About the Portal: OASIS (Online Application for Scholarship in Studies) is a dedicated initiative by the Backward Classes Welfare Department and the Tribal Development Department, Government of West Bengal. It provides financial assistance to meritorious students from economically weaker sections pursuing higher education.
- Implementing Authority: Backward Classes Welfare & Tribal Development Department, Government of West Bengal.
- Eligible Categories: Students belonging to Scheduled Caste (SC), Scheduled Tribe (ST), and Other Backward Classes (OBC).
- Domicile Requirement: The applicant must be a permanent resident (domicile) of West Bengal. The scholarship is valid for studies within India only.
- Annual Family Income Limit: * SC / ST Students: Must not exceed ₹2,50,000 per annum.
 - OBC Students: Must not exceed ₹2,50,000 per annum.
- General Terms & Conditions:
 - Candidates must have passed their previous academic year's final examination.
 - Candidates must possess an active, individual bank account.
 - The student's name, spelling, birth year, and gender on the OASIS portal must match their Aadhaar card exactly.
 - The income certificate must be uploaded in JPEG format (maximum file size: 512 KB).
 - The application restriction is 1 Candidate = 1 Application. Applying for any other scholarship concurrently will disqualify the candidate from receiving the OASIS scholarship.

বাংলা (Bengali)

- পোর্টাল সম্পর্কিত তথ্য: ওএসিস (OASIS) হলো পশ্চিমবঙ্গ সরকারের অনগ্রসর শ্রেণী কল্যাণ দপ্তর এবং আদিবাসী উন্নয়ন দপ্তরের একটি বিশেষ উদ্যোগ, যার মাধ্যমে উচ্চশিক্ষা গ্রহণকারী অর্থনৈতিকভাবে অনগ্রসর ও মেধাবী শিক্ষার্থীদের আর্থিক সহায়তা প্রদান করা হয়।
- বাস্তবায়নকারী কর্তৃপক্ষ: অনগ্রসর শ্রেণী কল্যাণ দপ্তর এবং আদিবাসী উন্নয়ন দপ্তর, পশ্চিমবঙ্গ সরকার।
- যোগ্য শ্রেণী: তফসিলি জাতি (SC), তফসিলি উপজাতি (ST) এবং অন্যান্য অনগ্রসর শ্রেণী (OBC) ভুক্ত শিক্ষার্থীরা আবেদনের যোগ্য।
- আবাসিক শংসাপত্র: আবেদনকারীকে অবশ্যই পশ্চিমবঙ্গের স্থায়ী বাসিন্দা হতে হবে। এই বৃত্তিটি শুধুমাত্র ভারতের অভ্যন্তরে পড়াশোনার জন্য প্রযোজ্য।
- বার্ষিক পারিবারিক আয়ের ঊর্ধ্বসীমা:
 - SC এবং ST শিক্ষার্থী: বার্ষিক পারিবারিক আয় ২,৫০,০০০ টাকার বেশি হওয়া চলবে না।
 - OBC শিক্ষার্থী: বার্ষিক পারিবারিক আয় ২,৫০,০০০ টাকার বেশি হওয়া চলবে না।
- সাধারণ নিয়ম ও শর্তাবলী:
 - আবেদনকারীকে অবশ্যই পূর্ববর্তী শ্রেণীর শেষ পরীক্ষায় উত্তীর্ণ হতে হবে।
 - শিক্ষার্থীর নিজস্ব একটি সক্রিয় ব্যাঙ্ক অ্যাকাউন্ট থাকতে হবে।
 - ওএসিস পোর্টালে শিক্ষার্থীর নাম, বানানের বিন্যাস, জন্মসাল এবং লিঙ্গ সম্পূর্ণভাবে আধার কার্ডের তথ্যের সাথে মিলতে হবে।
 - আয়ের শংসাপত্রটি (Income Certificate) JPEG ফরম্যাটে এবং সর্বোচ্চ ৫১২ KB সাইজের মধ্যে আপলোড করতে হবে।

- আবেদনের নিয়ম: ১ জন প্রার্থী = ১টি আবেদন। অন্য কোনো স্কলারশিপের জন্য আবেদন করলে ওএসিস বৃত্তির সুবিধা পাওয়া যাবে না।

Steps:-



2. Understanding One-Time Registration (OTR) / ওয়ান-টাইম রেজিস্ট্রেশন (OTR) নির্দেশিকা

English

- What is OTR? One-Time Registration (OTR) is a unique registration number generated on the National Scholarship Portal (NSP) upon completion of e-KYC.
- Validity: It is generated once and remains valid throughout the student's entire academic career, eliminating the need for multi-year registrations.
- Note: Generating an OTR number is mandatory, but it does not mean your scholarship application is complete. You must use this OTR to officially apply on the OASIS portal.
- OTR Generation Process: It is a 2-step process involving:
 1. Generating a Reference Number via the NSP website or NSP OTR Mobile App.
 2. Performing Face Authentication through the official NSP OTR Mobile App.

বাংলা (Bengali)

- OTR কী? ওয়ান-টাইম রেজিস্ট্রেশন (OTR) হলো ন্যাশনাল স্কলারশিপ পোর্টালে (NSP) ই-কেওয়াইসি (e-KYC) সম্পন্ন করার পর তৈরি হওয়া একটি অনন্য রেজিস্ট্রেশন নম্বর।
- মেয়াদ: এটি একবার তৈরি হলে শিক্ষার্থীর সম্পূর্ণ শিক্ষাজীবনে বৈধ থাকে, যার ফলে প্রতি বছর পুনরায় রেজিস্ট্রেশন করার প্রয়োজন হয় না।
- বিশেষ সতর্কবার্তা: ওটিআর (OTR) নম্বর তৈরি করা বাধ্যতামূলক, তবে শুধুমাত্র ওটিআর তৈরি করলেই বৃত্তির আবেদন সম্পন্ন হয় না। এই ওটিআর নম্বর ব্যবহার করে ওএসিস পোর্টালে চূড়ান্ত আবেদন করতে হবে।
- OTR তৈরির প্রক্রিয়া: এটি একটি ২-ধাপের প্রক্রিয়া:

1. NSP ওয়েবসাইট বা NSP OTR মোবাইল অ্যাপের মাধ্যমে একটি রেফারেন্স নম্বর জেনারেট করা।
2. অফিসিয়াল NSP OTR মোবাইল অ্যাপের মাধ্যমে ফেস-অথেন্টিকেশন (Face Authentication) সম্পন্ন করা।

Step-by-Step Instructions / ধাপে ধাপে আবেদন পদ্ধতি

Visit website <https://scholarships.gov.in/>

প্রথমে অফিসিয়াল NSP ওয়েবসাইটে যান: <https://scholarships.gov.in>

Click on Register / Get your OTR, accept the mandatory guidelines, and click Submit.

Register / Get your OTR অপশনে ক্লিক করুন, নির্দেশিকাগুলো মেনে নিয়ে Submit-এ ক্লিক করুন।

Government of India | Ministry of Electronics & Information Technology | English India

NSP national scholarship portal

Search by Keywords...

FAQ's | Announcements | Helpdesk | Login

Students | Institutions | Officers | Public

Announcements

20/12/2023
Account number is not required for scholarship disbursement through NSP. Scholarship will be disbursed directly into the Aadhaar seeded bank account of the beneficiary.

23/12/2024
Account number is not required for scholarship disbursement through NSP. Scholarship will be disbursed directly into the Aadhaar seeded bank account of the beneficiary.

[View more](#)

Get your OTR

OTR is a unique xx-digit scholar registration number essential for students to access central or state government scholarships in India.

This unique identifier simplifies and secures the scholarship application process, ensuring efficient and transparent access to educational funding.

By registering for a OTR, students seamlessly integrate into the national scholarship network, facilitating smoother and more reliable financial support for their academic pursuits.

Apply now!

MeitY | Gov | India | Digital India

NSP national scholarship portal

FAQ's | Announcements | Helpdesk

Register

Already have an account? [Login](#)

1. Guidelines
2. Register Mobile No.
3. eKYC
4. Finish

1. One Time Registration (OTR) Guidelines for Scholarships Hosted on NSP

1. **Mandatory Requirement:** One Time Registration (OTR) is mandatory for applying for various scholarship schemes on National Scholarship Portal/other portals.
2. **Essential Requirement for OTR:** Active mobile number is mandatory for OTR.
3. No payment of fee is required for OTR.
4. **Steps for Registration:**
 - Once allotted an OTR, student can apply for scholarship later when the portal is open for application submission.
 - Upon successful registration, a reference number will be sent on the registered mobile number.
 - Download and install NSP OTR app and Aadhaar Face RD services on android based devices.
 - Perform the Face-Authentication using the generated reference number for OTR sent on your mobile no.
 - After successful Face-Authentication OTR will be generated.
5. Please apply for Scholarship using OTR. Merely generation of OTR does not tantamount to application for scholarship.
6. **Aadhaar Requirement:** Aadhaar is required for OTR. If Aadhaar is not assigned, registration can be done using Enrollment ID (EID) for Aadhaar. If a minor student has not been assigned Aadhaar yet, registration can be done using Aadhaar of her parent or legal guardian.
7. It is advised to update other relevant demographic records (name, dob, gender) to match with Aadhaar/EID.
8. Parent/legal guardian of minor applying with their Aadhaar must ensure that while making an application for Aadhaar enrolment of minor shall use the same demographic details (of minor) as used in the OTR.
9. One OTR ID is allowed per student. However, parent/legal guardian can generate upto a maximum of two OTRs (for two minor children)
10. In case more than one OTR is found for a student, she would be liable for debarment from scholarships.

I agree to the following:

- I have read and understood the guidelines for One time Registration.
- I hereby consent to use the Aadhaar/ OTR for de-duplication on NSP/State/UT Scholarship Portals.

Cancel

Next

Enter your active Mobile Number and the Captcha code, then click **Get OTP**. Enter the OTP received on your phone and click **Verify**.

আপনার সক্রিয় মোবাইল নম্বর এবং ক্যাপচা কোডটি দিয়ে **Get OTP**-তে ক্লিক করুন। মোবাইলে আসা ওটিপি-টি বসিয়ে **Verify** করুন।

The screenshot shows the NSP Register page. The header includes the NSP logo and navigation links for Login, Register, and Change Mobile no. The main content area is titled '2. Register Mobile No.' and contains a form with the following fields: Mobile Number*, Enter OTP*, Image Captcha (selected), Audio Captcha, and Enter Captcha Code*. A 'Get OTP' button is next to the Mobile Number field. A 'Verify' button is at the bottom right. A 'Note' section on the right provides instructions for registration. The footer includes logos for MeitY, NIC, myGov, and india.gov.in, along with links for Copyright Policy, Privacy Policy, Terms and Conditions, Disclaimer, Hyperlink, and Site Map.

Enter your Aadhaar Number, enter the OTP sent to your Aadhaar-linked mobile, and click **Verify**.

আপনার আধার নম্বরটি লিখুন এবং আধারের সাথে যুক্ত মোবাইলে আসা ওটিপি দিয়ে পুনরায় **Verify** করুন।

The screenshot shows the NSP Register page. The header includes the NSP logo and navigation links for Login, Register, and Change Mobile no. The main content area is titled '3. eKYC' and contains a form with the following fields: I have Aadhaar (selected), Aadhaar not assigned (I have EID), Parent/Legal Guardian Aadhaar Number, Aadhaar No.*, Enter OTP*, Image Captcha (selected), Audio Captcha, and Enter Captcha Code*. A 'Get OTP' button is next to the Aadhaar No. field. A 'Verify' button is at the bottom right. A 'Note' section on the right provides instructions for registration. The footer includes logos for MeitY, NIC, myGov, and india.gov.in, along with links for Copyright Policy, Privacy Policy, Terms and Conditions, Disclaimer, Hyperlink, and Site Map.

Carefully read the Aadhaar Consent form and click **I Agree**.

আধারের সম্মতিপত্রটি (Consent Form) মনোযোগ দিয়ে পড়ুন এবং **I Agree**-তে ক্লিক করুন।

Consent for providing Aadhaar

Major Applicant (Age greater than or equal to 18)

1. I have voluntarily submitted my Aadhaar number, and I am aware that it will be used to authenticate my identity.
2. I am aware that my Aadhaar number will be used to authenticate my identity by matching my personal identification details available in the Aadhaar records of UIDAI.
3. I am aware that my Aadhaar will be used for de-duplication across government portals.
4. I am aware that my Aadhaar number will also be used for making scholarship payments in the bank account seeded to my Aadhaar number.

Parent's/Legal Guardian's consent in case of Minor Applicant (Age less than 18)

1. I have voluntarily submitted my child's/my ward's Aadhaar number, and I am aware that it will be used to authenticate my child's/my ward's identity.
2. I am aware that my child's/ward's Aadhaar number will be used to authenticate his/her identity by matching his/her personal identification details available in the Aadhaar records of UIDAI.
3. I am aware that my child's/ward's Aadhaar will be used for de-duplication across government portals.
4. I am aware that the Aadhaar number of my child will also be used for making scholarship payments in the bank account seeded to the Aadhaar number of the child.

3. Any wrong/false information may lead to rejection.
4. Parent/Legal Guardian/Student is advised to refer to National Scholarship Portal for regular updates.

Upon successful Aadhaar validation, your personal profile and your Bank Account Direct Benefit Transfer (DBT) verification status from the NPCI mapper will be displayed.

সফল আধার যাচাইকরণের পর আপনার প্রোফাইল এবং ব্যাঙ্ক অ্যাকাউন্ট ডিবিটি (DBT - Direct Benefit Transfer) সক্রিয় আছে কিনা তা NPCI ম্যাপারের মাধ্যমে স্ক্রিনে দেখা যাবে।

2. Student/Parent/Legal guardian is advised to submit the requisite details carefully before submission of the OTR Registration form. Correction/editing will not be allowed after submission.

3. Any wrong/false information may lead to rejection.

4. Candidates are advised to fill their correct details in the online application. All Correspondence/communication will be made through mobile/e-mail only.

5. Student is advised to refer to National Scholarship Portal for regular updates.

Enter Applicant Details

Applicant Name*

Gender*

Date Of Birth*


Mother's Name*

Father's Name*

Email Id

Image Captcha Audio Captcha


NPCI Success 00:04



Your Bank Account is seeded with Aadhaar on NPCI Mapper.

Review your details and click **Finish**. Your official **NSP Reference Number** will be successfully generated on the screen.

সমস্ত তথ্য মিলিয়ে দেখে **Finish** বাটনে ক্লিক করুন। আপনার স্ক্রিনে একটি **NSP Reference Number** তৈরি হয়ে যাবে।

 **Register**
Already have an account? [Login](#)

1. Guidelines 2. Register Mobile No. 3. eKYC 4. Finish

Applicant Details as per Aadhaar No.

Applicant Name: [V [] a] Aadhaar No.: [xx [] 7]

Gender: [M] Date Of Birth: [0 [] 0]

Address: [2N [] 9.]

Enter Details:

Mother's Name*: [Test]

Father's Name*: [Test]

Email Id: []

Image Captcha Audio Captcha

KWCZ6H []

Enter Captcha Code: [KWCZ6H]


NPCI Mapper Status: XXXX Bank

Your Bank Account is seeded with Aadhaar on NPCI Mapper.

Cancel Finish

Note:-

1. Student/Parent/Legal guardian must read the instructions carefully before registration.
2. Student/Parent/Legal guardian is advised to submit the requisite details carefully before submission of the OTR Registration form. Correction/editing will not be allowed after submission.
3. Any wrong/false information may lead to rejection.
4. Candidates are advised to fill their correct details in the online application.
5. Student is advised to refer to National Scholarship Portal for regular updates.


 **Students**

FAQs Announcements Helpdesk

← Login Register Change Mobile no.

Register
Already have an account? [Login](#)

1. Guidelines 2. Register Mobile No. 3. eKYC 4. Finish



You have successfully generated the reference and your reference number is:

Reference Number

Kindly download the NSP OTR mobile app and complete your face authentication for generating OTR.

GET IT ON Google Play

Note:-

1. Student/Parent/Legal guardian must read the instructions carefully before registration.
2. Student/Parent/Legal guardian is advised to submit the requisite details carefully before submission of the OTR Registration form. Correction/editing will not be allowed after submission.
3. Any wrong/false information may lead to rejection.
4. Candidates are advised to fill their correct details in the online application.
5. Student is advised to refer to National Scholarship Portal for regular updates.

Face Authentication & OTR Generation / ফেস-অথেন্টিকেশন এবং OTR নম্বর প্রাপ্তি

On an Android mobile device, download and install two applications from the Google Play Store:

একটি অ্যান্ড্রয়েড মোবাইল থেকে গুগল প্লে-স্টোর থেকে দুটি অ্যাপ ডাউনলোড করুন:

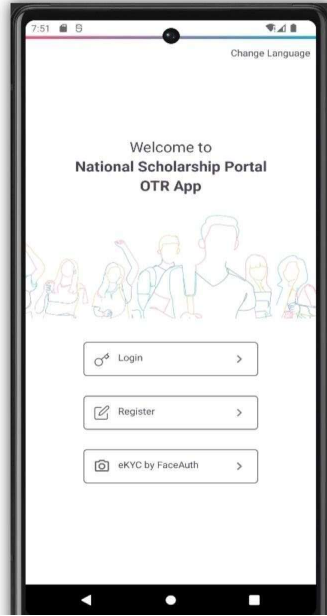
- **NSP OTR App** (Link:-<https://play.google.com/store/apps/details?id=in.gov.scholarships.nspotr&pli=1>)
- **Aadhaar Face RD Services App** (by UIDAI)

(Link:- <https://play.google.com/store/apps/details?id=in.gov.uidai.facerd>)

Open the NSP OTR App and select the eKYC by FaceAuth option.

NSP OTR Appটি ওপেন করুন এবং eKYC by FaceAuth বিকল্পটি বেছে নিন।

National Scholarship Portal
One Time Registration



Input the Reference Number generated in Step 1, tap **Send OTP**, enter the OTP received on your phone along with the Captcha, and click **Next**.

ধাপ ১-এ প্রাপ্ত রেফারেন্স নম্বরটি লিখুন, **Send OTP**-তে ক্লিক করুন, মোবাইলে আসা ওটিপি এবং ক্যাপচা দিয়ে **Next** করুন।

Login using your Reference No.
to complete eKYC

10:15 NSP

eKYC
To complete eKYC please login with your temporary reference number

Reference No* **Send OTP**

[Forgot Reference Number](#)

Enter OTP*

Image Captcha Audio Captcha

NTWEVI

Enter Captcha Code*

Cancel **Next**

Confirm your personal details displayed on the screen and select **Proceed for Face Authentication**.

স্ক্রিনে আপনার ব্যক্তিগত তথ্য নিশ্চিত করুন এবং **Proceed for Face Authentication** অপশনে ক্লিক করুন।

Do you Aadhaar enabled Face
authentication to complete eKYC

10:31 NSP

Profile Details

User name

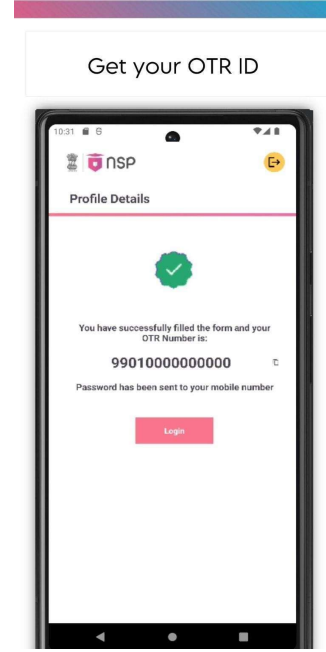

Date of Birth	Gender
01/01/2000	Female
Aadhaar Number	Aadhaar Holder
XXXX XXXX 1234	Self

eKYC-Face Auth
Not Verified

Proceed for Face Authentication

Complete the face scan. Once authorized, your unique **OTR Number** will be successfully generated and shown on the screen, and a temporary password will be dispatched to your registered mobile number. Ensure you save this OTR number securely.

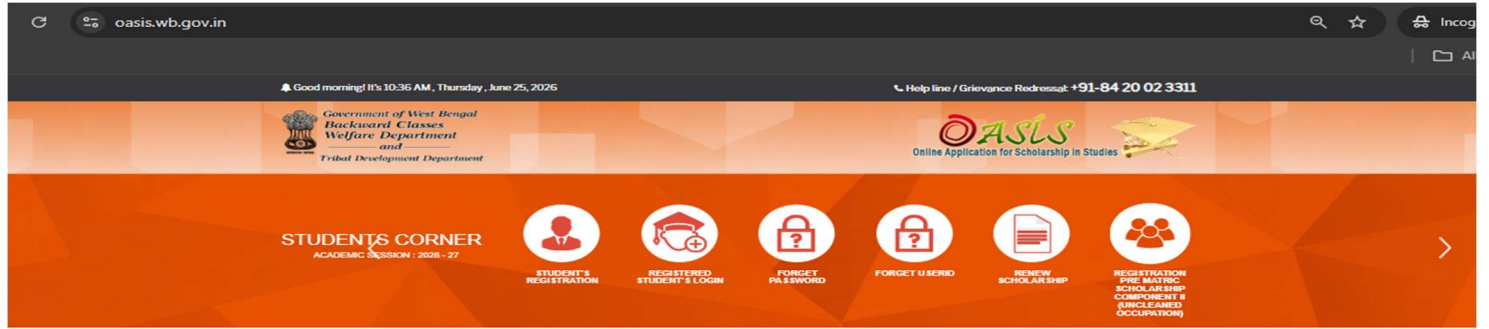
আপনার মুখের স্ক্যান (Face Scan) সম্পন্ন করুন। সফল অথেন্টিকেশনের পর আপনার স্থায়ী **OTR Number** স্ক্রিনে চলে আসবে এবং আপনার মোবাইলে পাসওয়ার্ড পাঠিয়ে দেওয়া হবে। ওটিআর নম্বরটি যত্নসহকারে লিখে রাখুন।



Student Registration on OASIS Portal / ওএসিস পোর্টালে শিক্ষার্থী রেজিস্ট্রেশন

Navigate to the official OASIS Portal: <https://oasis.wb.gov.in>.

ওএসিস-এর অফিসিয়াল পোর্টালে যান: <https://oasis.wb.gov.in> ।



oasis.wb.gov.in

Good morning! It's 10:36 AM, Thursday, June 25, 2026

Help line / Grievance Redressal: +91-84 20 02 3311

Government of West Bengal
Backward Classes
Welfare Department
and
Tribal Development Department

OASIS
Online Application for Scholarship in Studies

STUDENTS CORNER
ACADEMIC SESSION : 2026 - 27

- STUDENT'S REGISTRATION
- REGISTERED STUDENT'S LOGIN
- FORGET PASSWORD
- FORGET USERID
- RENEW SCHOLARSHIP
- REGISTRATION PRE-MATRIC SCHOLARSHIP COMPONENT B (UNCLEARED OCCUPATION)

ANNOUNCEMENTS

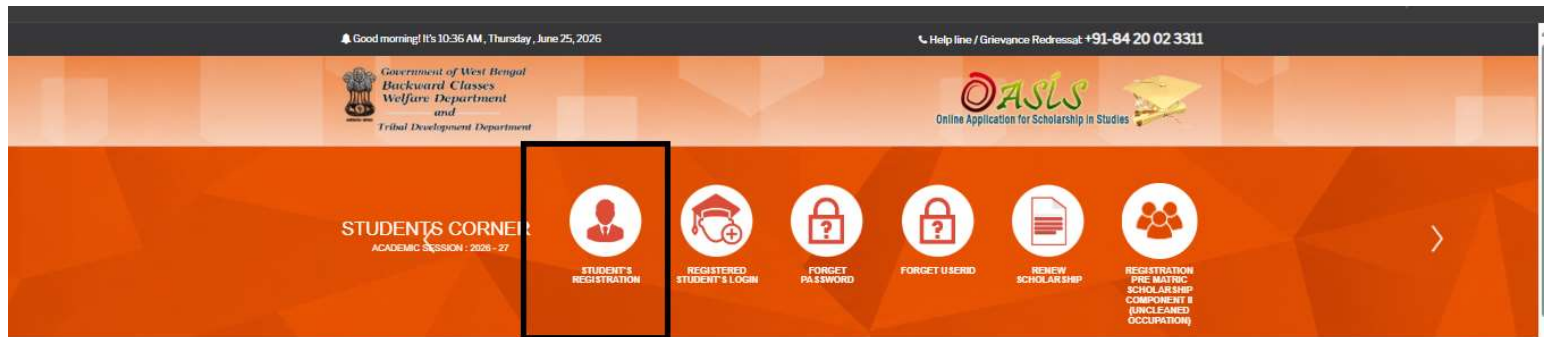
- Online Application for Scholarship for 2026-27 Session is open for Post matric SC, ST, OBC & Pre Matric So, Pre Matric Comp-II, ST, OBC.
- 2026-27 সেশনের জন্য প্রি-ম্যাট্রিক এসসি, প্রি-ম্যাট্রিক এসসি, প্রি-ম্যাট্রিক ওবিসি, পোস্ট ম্যাট্রিক এসসি, পোস্ট ম্যাট্রিক এসসি, পোস্ট ম্যাট্রিক ওবিসি এবং প্রি-ম্যাট্রিক কম্পোনেন্ট-২-এর জন্য অনলাইন আবেদন শুরু হয়েছে।
- Post Matric Scholarships to the Students belonging to Scheduled Castes for studies in India (PMS-SC)
- As per the guidelines of the Ministry of Tribal Affairs (MoTA), OTR (One-Time Registration) is mandatory for ST students applying for both Pre-Matric and Post-Matric Scholarships. Students are requested to log in to the NSP Portal and generate their OTR before applying on oasis.gov.in.



Shri Suwendu Adhikari
Hon'ble Chief Minister
Government of West Bengal

Under the **Students Corner** section, select **Student's Registration**.

Students Corner প্যানেলে গিয়ে **Student's Registration** অপশনে ক্লিক করুন ।



Good morning! It's 10:36 AM, Thursday, June 25, 2026

Help line / Grievance Redressal: +91-84 20 02 3311

Government of West Bengal
Backward Classes
Welfare Department
and
Tribal Development Department

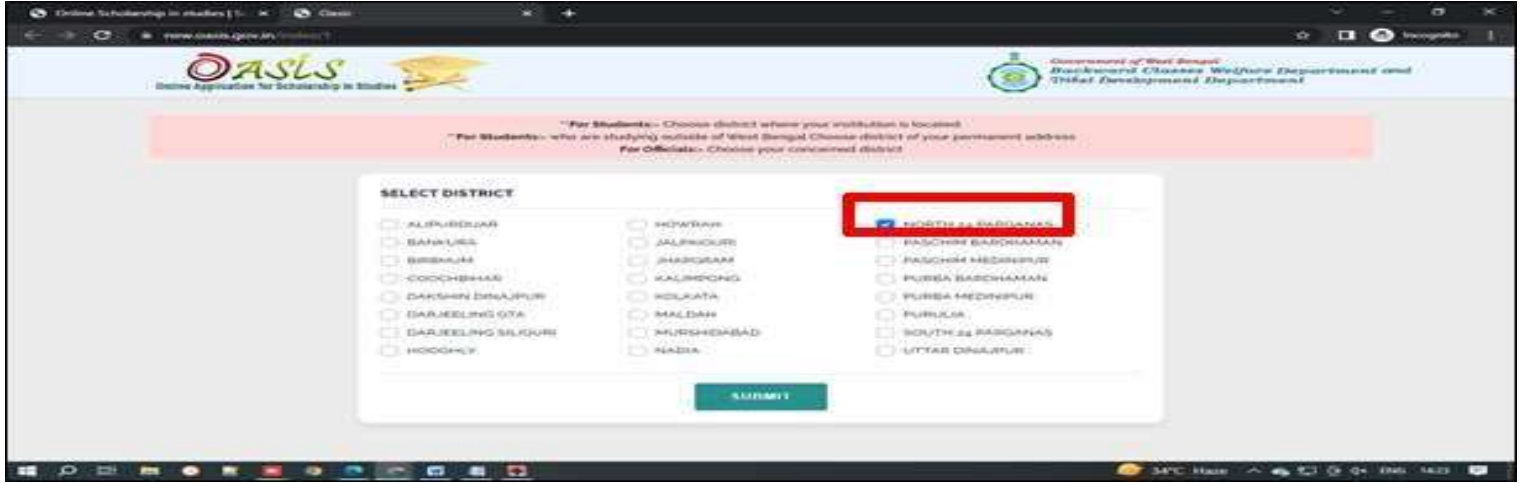
OASIS
Online Application for Scholarship in Studies

STUDENTS CORNER
ACADEMIC SESSION : 2026 - 27

- STUDENT'S REGISTRATION
- REGISTERED STUDENT'S LOGIN
- FORGET PASSWORD
- FORGET USERID
- RENEW SCHOLARSHIP
- REGISTRATION PRE-MATRIC SCHOLARSHIP COMPONENT B (UNCLEARED OCCUPATION)

Select the specific district where your educational institution is located and press **Submit**.

আপনার শিক্ষাপ্রতিষ্ঠানটি যে জেলায় অবস্থিত, সেই জেলাটি নির্বাচন করে **Submit** করুন।



Online Scholarship in studies | OASLS
District Application for Scholarship in Studies

Government of West Bengal
Backward Classes Welfare Department and
District Development Department

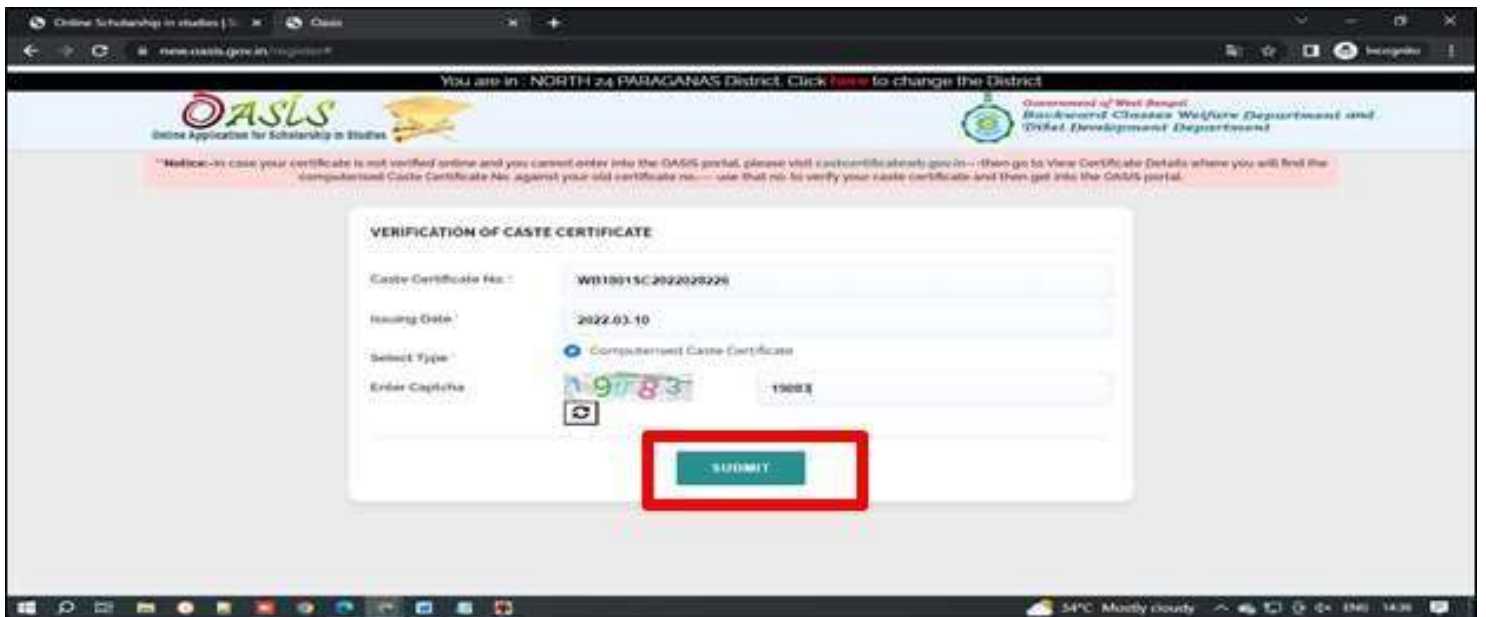
SELECT DISTRICT

ALPBUDDUR
 BANGLUR
 BIRSAKUL
 COOCHBEHAR
 DAKSHIN DINAJPUR
 DARJEELING GITA
 DARJEELING SILIGURI
 HOOGHLY
 HOWRAH
 JALPAIGURI
 JHARKHAR
 KALIMPONG
 KOLKATA
 MALDAH
 MURSHIDABAD
 NADIA
 NORTH 24 PARAGANAS
 PASCHIM BANGALAMAN
 PASCHIM MEDINIPUR
 PURBA BANGALAMAN
 PURBA MEDINIPUR
 PURULIA
 SOUTH 24 PARAGANAS
 UTTAR DINAJPUR

SUBMIT

On the upcoming verification page, input your Caste Certificate Number, Issuing Date, and the Captcha code, then click Submit.

এবার যাচাইকরণ পেজে আপনার **জাতিগত শংসাপত্র নম্বর (Caste Certificate Number)**, **প্রদানের তারিখ (Issuing Date)** এবং ক্যাপচা কোড দিয়ে **Submit** করুন।



Online Scholarship in studies | OASLS
District Application for Scholarship in Studies

Government of West Bengal
Backward Classes Welfare Department and
District Development Department

You are in: NORTH 24 PARAGANAS District. Click [here](#) to change the District

VERIFICATION OF CASTE CERTIFICATE

Caste Certificate No.: W118015C2022020226

Issuing Date: 2022-03-10

Select Type: Computerized Caste Certificate

Enter Captcha: 19083

SUBMIT

Provide your newly generated **OTR Number, Aadhaar Card Number**, and the Captcha code. Your name and certificate issuing details will sync automatically. Click **Proceed**.

পরবর্তী ধাপে আপনার প্রাপ্ত **OTR নম্বর, আধার কার্ড নম্বর** এবং ক্যাপচা কোডটি প্রদান করুন। আপনার নাম এবং সার্টিফিকেট প্রদানের বিবরণ স্বয়ংক্রিয়ভাবে চলে আসবে। এরপর **Proceed**-এ ক্লিক করুন।

Details of Caste Certificate


SADAR MALLA

Caste Certificate No: WB0602SC201700120
Issuing Date: 2017-01-02
Issuing Authority: Sadar(Malda)SADAR SDO

OTR Number *

Aadhaar Number *

I hereby declare that all the above information is true to the best of my knowledge and belief.

 Enter the captcha *

Complete the **Primary Details form** by filling in fields like Father's/Guardian's Name, Caste/Sub-Caste, Course Type, Last Passed Examination, Passing Year, and Contact Information.

শিক্ষার্থীর **প্রাথমিক তথ্যের ফর্মটি (Primary Details)** পূরণ করুন—যেমন পিতার/অভিভাবকের নাম, জাতি/উপজাতি, কোর্সের ধরন, শেষ উত্তীর্ণ পরীক্ষা, পাশের বছর এবং যোগাযোগের বিবরণ।

YOU are in: NORTH 24 PARGANAS District. Click [here](#) to change the District

OASLS Odisha Aspirants for Secondary & Higher Secondary Education

Department of Education, Government of Odisha, Welfare Department and Skill Development, Empowerment

PRIMARY DETAILS OF STUDENT

SUJATA NASKAR

Caste Certificate No: WB0602SC201700120
Issuing Date: 2017-01-02
Issuing Authority: Sadar(Malda)SADAR SDO

Father's / Husband's / Guardian's Name: Gender:

Date Of Birth: Caste:

Sub Code: Course Type:

STUDENT CLASS DETAILS

What did you pass in the last year's class?

Last Class Passed: Year of passing: Scholarship Type:

AUTHORITY & CONTACT DETAILS

Annual Income of Parents/ Guardian:

Aadhaar No:

Wheapsath No:

Studying Institute in West Bengal?

State:

District (Where your institution is located):

Block/Municipality:

Institute:

Mobile:

Email Address:

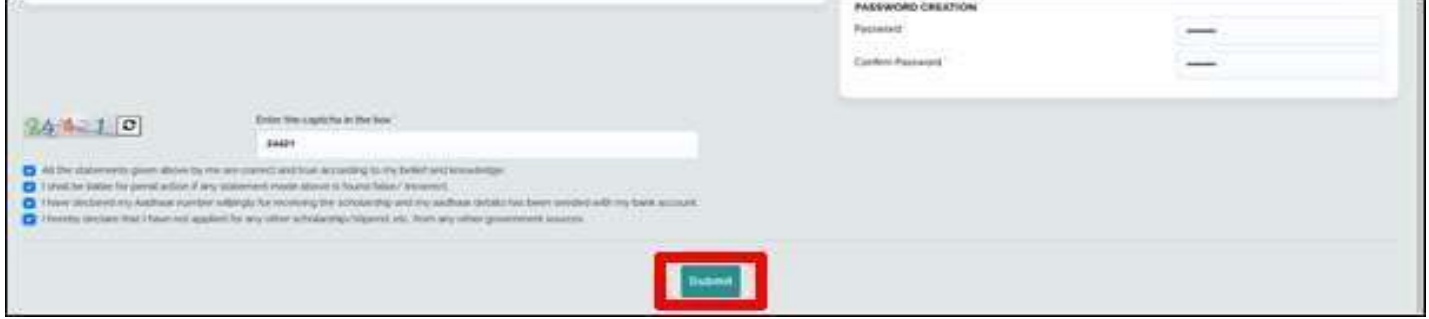
PASSWORD CREATION

Password:

Confirm Password:

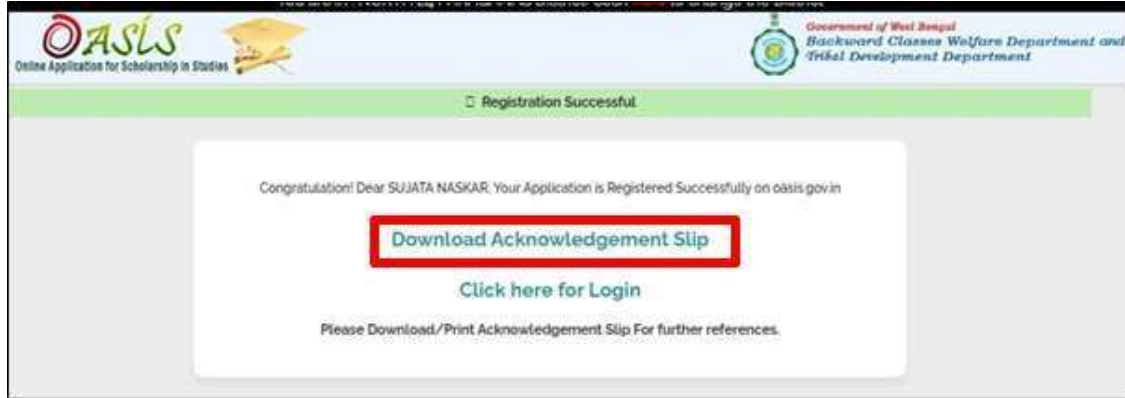
Create a secure password, enter the Captcha, and click Submit.

একটি নিরাপদ পাসওয়ার্ড তৈরি করুন, ক্যাপচা দিয়ে Submit করুন।



Download the generated Acknowledgement Slip. This slip contains your unique Application ID (e.g., WB01XXXXXXXXXXXXXXXXXX).

সফল সাবমিশনের পর Acknowledgement Slip (স্বীকৃতিপত্র) ডাউনলোড করুন। এই স্লিপে আপনার অ্যাপ্লিকেশন আইডি (যেমন: WB01XXXXXXXXXXXXXXXXXX) থাকবে।



Application Form Completion & Bank Linking / আবেদনপত্র পূরণ এবং ব্যাঙ্ক বিবরণী প্রদান

Return to the homepage dashboard, click Registered Student's Log In, and authenticate using your Application ID, Password, and District.



Government of West Bengal
Office of the PO cum DWO, ALIPURDUAR
PRE MATRIC SCHOLARSHIP COMPONENT II
(AY: 2026-27)
Acknowledgement

Application/User ID** : **WBUC21426381**
 Name : **SABYASACHI DEY**
 Father's/Husband's /Guardian's Name : **NA**
 Scholarship Applied for : **Post Matric**
 Academic year of Registration : **2026-2027**



**** (Please use application/user id and Password to generate full application form)**

1. Applicant is to submit the ***computer-generated filled-in application form (duly signed) to the concerned Block Development Office (for Block area) / PO cum DWO/DWO.(for Municipality/Corporation area)/ADWO,BCW/BCWO,BCW.
2. Documents to be submitted along with computer generated application form:
 1. A. 1(One) Copy recent stamp size coloured photograph of the applicant duly attested and pasted on the application.
 2. B. An attested copy of the marksheet/certificate of the last examination passed
 3. C. Copy of the first page of bank passbook (where the account number and bank details is mentioned).
 4. D. Income certificate and proof of Date of Birth (Birth Certificate / Madhyamik Admit Card).
3. The required certificates on the body of the application form are to be provided by the concerned authorities /persons.
4. The application form has to be submitted by 15 days.

This is a computer generated receipt. No official seal/signature is required.

হোমপেজে ফিরে গিয়ে **Registered Student's Log In**-এ ক্লিক করুন এবং আপনার অ্যাপ্লিকেশন আইডি, পাসওয়ার্ড ও জেলা দিয়ে লগ-ইন করুন।

Good morning! It's 10:36 AM, Thursday, June 25, 2026 | Help line / Grievance Redressal: +91-84 20 02 3311

Government of West Bengal Backward Classes Welfare Department and Tribal Development Department | OASIS Online Application for Scholarship in Studies

STUDENTS CORNER ACADEMIC SESSION : 2026 - 27

- STUDENT'S REGISTRATION
- REGISTERED STUDENT'S LOGIN**
- FORGET PASSWORD
- FORGET U SEND
- RENEW SCHOLARSHIP
- REGISTRATION PRE MATRIC SCHOLARSHIP COMPONENT II (UNCLEARED OCCUPATION)

You are in: NORTH 24 PARAGANAS District. Click [here](#) to change the District.

OASIS Online Application for Scholarship in Studies

Login Area for New Students | Backward Classes Welfare Department | Government of West Bengal.

নতুন আবেদনকারীদের জন্য নির্দেশাবলী

1. দয়া করে Acknowledgment Slip -এ উল্লিখিত User ID এবং Password দিয়ে লগ-ইন করে বিশদ তথ্য ও ব্যাক একাউন্ট এর তথ্য ওশেবে সঠিক ভাবে পূরণ করুন.
2. Acknowledgment Slip টি XEROX করে রাখবেন. পরের বছর পুনর্বিবরণের সময় এটি আবার লাগবে.
3. শুধুমাত্র নিজের নামে ব্যাক একাউন্ট খালা কাছাকাছ রাখুন.
4. যদি User ID এবং Password ভুলে যান তাহলে নিজের লিংকটি Click করুন ও তথ্য ওশেবে সঠিক ভাবে পূরণ করুন.

পুনর্বিবরণ আবেদনকারীদের জন্য নির্দেশাবলী

1. যদি User ID এবং Password ভুলে যান তাহলে নিজের লিংকটি Click করুন ও তথ্য ওশেবে সঠিক ভাবে পূরণ করুন.

WBUC21426381

82722 82722

Forgot Password / User ID | Apply as a New Candidate

LOGIN

Click Step 1 (Further Details) from the menu bar. Fill in all fields marked with a red asterisk (*) as they are mandatory (e.g., Mobile Number, Address, Father's Name). Non-asterisk fields are optional. Click Submit.

মেনু বার থেকে **Step 1 (Further Details)** অপশনে ক্লিক করুন। লাল তারকা চিহ্নিত (*) সমস্ত বাধ্যতামূলক ক্ষেত্র (যেমন: মোবাইল নম্বর, ঠিকানা, বাবার নাম) সঠিকভাবে পূরণ করুন। তারকা চিহ্নহীন ক্ষেত্রগুলি ঐচ্ছিক। এরপর **Submit** করুন।

The dashboard shows the status of the application as "Application is not Locked". It displays the applicant's profile with the following details:

APPLICANT'S PROFILE	
Registration No.	WB010201944828
Name	SUJATA NASKAR
Date of Birth	2003-05-31
E-Mail Address	DISHADUTTA.NET@GMAIL.COM
Scholarship	Postmatric
Gender	Female
Mobile No	8100666333
Category	SC

The dashboard also includes a step-by-step guide for completing the application:

- STEP-1: Fill up all fields in "Further Details"
- STEP-2: Fill up "Bank Information"
- STEP-3: Click "Verify & Lock" (Note: This will not work if all fields are not filled up)
- STEP-4: Click "Print Application" (Note: Now Download "Computer-generated filled-in application form")

The user profile shows the user is logged in as **SUJATA NASKAR** with registration number **(WB010201944828)**. The menu bar includes the following options:

- Home
- Download Acknowledgement
- Step 1 - Further Details** (highlighted with a red box)
- Step 2 - Bank Information
- Step 3 - Verify & Lock
- Step 4 - Print Application
- Logout

Helpline No : 8420623311

The "STEP 1 - FURTHER DETAILS" form is divided into several sections:

- PRIMARY DETAILS OF STUDENT:** Name (SUJATA NASKAR), Fathers / Husband's / Guardian's Name (TEST), Gender (Female), Date Of Birth (2003-05-31), Caste (SC), Sub Caste (BAGDI), Aadhaar No (92064551196), Khadyasathi No.
- CONTACT DETAILS:** Mobile No (8100666333), E-mail Address (DISHADUTTA.NET@GMAIL.COM)
- PRESENT ADDRESS DETAILS:** Street/House No/Village (ABC), State (WEST BENGAL), District (NORTH 24 PARGANAS), Block / Municipality (Municipality), Select Municipality (Panhati), WARD (Ward - 034)
- CASTE CERTIFICATE DETAILS:** Caste Certificate No (WB1801SC2022020226), Dated (2022-03-10), Issuing Authority (Bansipur SDO), Scholarship Type (Post Matric)

Logged As
SUJATA NASKAR
(WB010201944828)

Home
Download Acknowledgement
Step 1 - Further Details
Step 2 - Bank Information
Step 3 - Verify & Lock
Step 4 - Print Application
Logout

Helpline No : 8420023311

EDUCATIONAL DETAILS

Present Academic Details

State where the Institution is located: WEST BENGAL
Institution Area: Block Municipality
Panchnali

Name of the Institution: SODEPUR SUSHIL KRISHNA
Course: XII
Class/Group: Group IV

Date of joining the class: 2022-01-20
End of session of the class: 2022-12-30

Course Completion Date: 2023-12-30

Previous Academic Details

Class 10 Passed From: Govt Institute

Attendance Status in %: 50
Total Marks in Last Exam: 700
Marks Obtain Last Exam: 350

Last Exam Passing Percentages: 50
Course Completion Status: PASS
Total Attendance Days: 100

SUBMIT

Proceed to Step 2 (Bank Details & Household Income). Accurately input your institutional Bank Account details, select household exclusion parameters, and specify total household income sources. Click Save and Proceed.

এরপর **Step 2 (Bank Details & Household Income)**-এ যান। আপনার ব্যাঙ্ক অ্যাকাউন্টের সঠিক বিবরণ দিন এবং পারিবারিক আয়ের উৎস ও বর্জনীয় প্যারামিটারগুলি পূরণ করুন। সবশেষে **Save and Proceed**-এ ক্লিক করুন।

STEP 2 - BANK INFORMATION

IDENTIFICATION INFORMATION

Do you have Aadhaar Number? Yes
Enter your Aadhaar number: 920645513156

Whether your bank account is linked to this Aadhaar card number? Yes

Please attached a self attested supporting document(Copy of Aadhaar Card) of your identification proof before submit your Hardcopy in concern Block/Municipality/District Office.

I am providing the bank account number which one seeded with Aadhaar.
 I declare that department may initiate Aadhaar based payment. (If approved).

BANK INFORMATION

Give IFSC Code: SBIN0006794

Bank-State Bank of India
Branch-A.E MARKET
IFSC-SBIN0006794

Account Number (Aadhaar Seeded): *****

Confirm Account Number: 1020304050

HOUSEHOLD EXCLUSION PARAMETERS

MOTORIZED 2/3/4 WHEELERS / FISHING BOAT REQUIRING REGISTRATION

MECHANIZED 2-4 WHEELER AGRICULTURAL EQUIPMENT

RISKAN CREDIT CARD WITH CREDIT LIMIT OF OVER RS 50,000 /-

HOUSEHOLD MEMBER GOVERNMENT EMPLOYEE

HOUSEHOLDS WITH NON - AGRICULTURAL ENTERPRISES REGISTERED WITH GOVERNMENT

ANY MEMBER OF HOUSEHOLD EARNING MORE THAN RS 10,000/-

PAYING INCOME TAX

PAYING PROFESSIONAL TAX

3 OR MORE ROOMS WITH PUCCA WALLS AND ROOF

OWNS A REFRIGERATOR

OWNS LANDLINE PHONE/MOBILE

OWN MORE THAN 2.5 ACRES OF IRRIGATED LAND WITH 1 IRRIGATION EQUIPMENT

5 ACRES OR MORE OF IRRIGATED LAND FOR TWO OR MORE CROP SEASON

OWNING AT LEAST 7.5 ACRES OF LAND OR MORE WITH AT LEAST ONE IRRIGATION EQUIPMENT

OTHERS (INCLUDING GOVERNMENT SERVICE, PRIVATE SERVICE, PSU EMPLOYMENT, ETC.)

INFORMATION ABOUT SOURCES HOUSEHOLD INCOME

CULTIVATION (SMALL MARGINAL FARMER)

MANUAL CASUAL LABOUR

PART TIME OR FULL TIME DOMESTIC SERVICE

RAG PICKING, ETC.

NON AGRICULTURAL OWN ACCOUNT ENTERPRISE

BEGGING / CHARITY /ALMS

Direct Benefit Transfer (DBT) Warning: Scholarship funds are strictly processed via Aadhaar-Based Payments through the NPCI mapper into your Aadhaar-seeded bank account. Ensure your bank account is linked to your Aadhaar card to avoid payment failures.

ডিবিটি (DBT) সংক্রান্ত সতর্কবার্তা: বৃত্তির টাকা সরাসরি আধার-ভিত্তিক পেমেন্টের মাধ্যমে NPCI ম্যাপার দ্বারা যুক্ত থাকা ব্যাঙ্ক অ্যাকাউন্টে পাঠানো হবে। টাকা পাওয়ার ক্ষেত্রে কোনো সমস্যা এড়াতে আপনার ব্যাঙ্ক অ্যাকাউন্টটি অবশ্যই আধারের সাথে লিঙ্ক করে রাখুন।

Verification, Locking & Final Submission / যাচাইকরণ, লক এবং চূড়ান্ত সাবমিট

Navigate to **Step 3 (Preview Application)** to access a summary synopsis of your entire form. Thoroughly double-check all information.

এবার **Step 3 (Preview Application)**-এ ক্লিক করে আপনার সম্পূর্ণ ফর্মের খসড়া বা প্রিভিউ দেখে নিন। সমস্ত তথ্য ভালো করে যাচাই করে নিন।

Step 3 - Verify & Lock Application

PREVIEW

APPLICATION FOR POST MATRIC SCHOLARSHIP TO SC/ST / OBC STUDENTS (AY: 2022-23)

NEW/RENEWAL Application Serial No. : WB07020194828

1. Full Name of Applicant (Mr/Ms/Ms) : SC/ST MAJUMDAR

2. Father's/Mother's Name : TEST

3. Gender : Female

4. Date of Birth : 2001-08-11

5. Nationality : INDIAN

6. Address No. : 900645511136

7. Telephone No. : 8100068113

8. SI Code : SC

9. Sub-Caste : BASTI

10. Caste Certificate No. : WB18019C2022000206

11. District : 2022-09-10

12. State Authority : ADO Barpeta, SOUTH 24 PARGANAS District

13. Khajanchi No. :

14. State to which applicant actually belongs : West Bengal

15. Permanent Address : ABC

PO	PS	Circle	PO
Barpeta SD	SHOLA	NORTH 24 PARGANAS	781111

16. Present Address : ABC

PO	PS	Circle	PO
Barpeta SD	SHOLA	NORTH 24 PARGANAS	781111

17. Whether in full time employment : No

18. Particulars regarding NADHEE who supports in applicant's studies

a) Name : DEMO

b) Occupation (if employed, give income certificate from the Employer) : BUSINESS

c) Address : ABC

19. Bank Details

Bank Name	Branch	Saving A/C No.	IFSC Code	Address
State Bank of India	A.S. MARKET	1121040001	SBIN0003794	48 HARARY SALT LAKE CITY KOLKATA W.B. 24 PARGANAS

20. Name of institution (including State / UT): SOOPEK/SUJHL KRISHNA SHIKSHAYATAN FOR GIRLS

Course Type :

a) Class of Study : (Actual date of joining the course/Academic year 22-23 only)

b) Session/Academic year 22-23 (only) : 2022-12-30

21. Annual Direct Income (parents / guardians) from all sources : No. 80000

22. Whether applicant has been/has not been awarded / Scholarship : No

23. Whether you are recipient of this scholarship in the previous year : NO

Hostel Details

Name & Address of Hostel	Date of joining in current Session	Charge payable

Verify & Lock Application

Click on Verify and Lock Application. Note: Once locked, the form cannot be edited under any circumstances.

সবকিছু ঠিক থাকলে **Verify and Lock Application** অপশনে ক্লিক করুন। মনে রাখবেন, একবার লক হয়ে গেলে ফর্মে আর কোনো পরিবর্তন করা যাবে না।

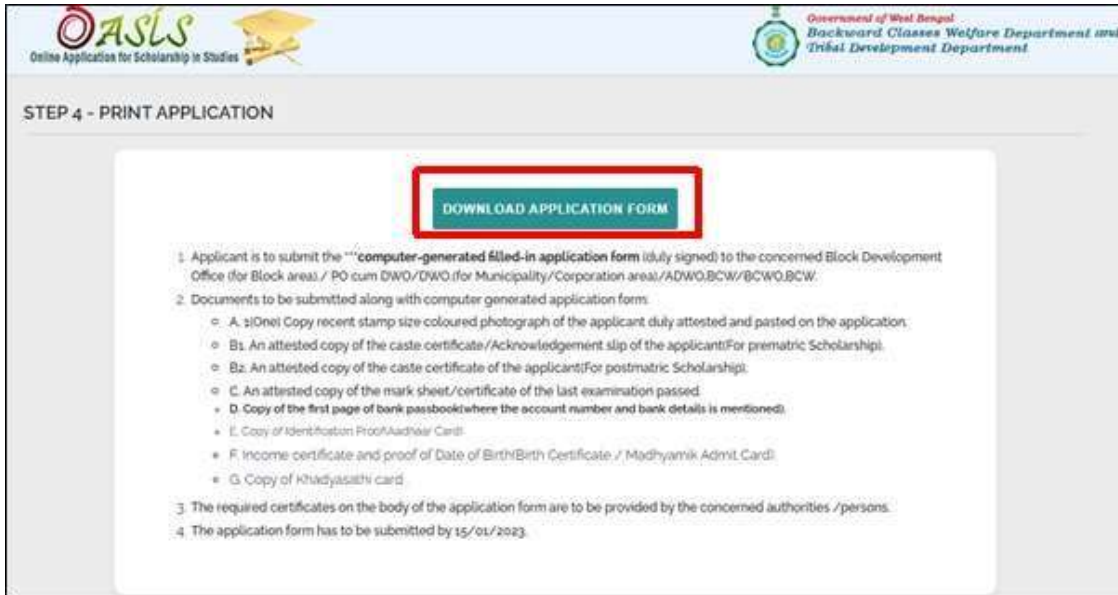
A 4-digit One-Time Password (OTP) will be sent to your registered mobile number. Enter the OTP and submit to confirm.

আপনার নিবন্ধিত মোবাইলে একটি ৪ ডিজিটের ওটিপি (OTP) পাঠানো হবে। ওটিপি-টি বসিয়ে চূড়ান্ত সাবমিশন নিশ্চিত করুন।



Click on **Download Application Form**. Print out the three-page official application form.

চূড়ান্ত সাবমিশনের পর **Download Application Form** অপশনে ক্লিক করে তিন পৃষ্ঠার সম্পূর্ণ অ্যাপ্লিকেশন ফর্মটি ডাউনলোড করে প্রিন্ট করে নিন।



1. Applicant is to submit the "computer-generated filled-in application form (duly signed) to the concerned Block Development Office (for Block area) / PO cum DWO/DWO (for Municipality/Corporation area)/ADWO,BCW/BCWO,BCW.
2. Documents to be submitted along with computer generated application form.
 - A. 1(One) Copy recent stamp size coloured photograph of the applicant duly attested and pasted on the application.
 - B1. An attested copy of the caste certificate/Acknowledgement slip of the applicant(For prematric Scholarship).
 - B2. An attested copy of the caste certificate of the applicant(For postmatric Scholarship).
 - C. An attested copy of the mark sheet/certificate of the last examination passed.
 - D. Copy of the first page of bank passbook(where the account number and bank details is mentioned).
 - E. Copy of Identification Proof/Aadhar Card.
 - F. Income certificate and proof of Date of Birth(Birth Certificate / Madhyamik Admit Card).
 - G. Copy of Khadyasathi card.
3. The required certificates on the body of the application form are to be provided by the concerned authorities /persons.
4. The application form has to be submitted by 15/01/2023.

Submit the printed form, alongside your income certificate, caste certificate, and bank passbook copies, to your respective educational institution for institutional approval.

প্রিন্ট করা ফর্মটির সাথে আয়ের শংসাপত্র (Income Certificate), কাস্ট সার্টিফিকেট এবং ব্যাঙ্কের পাসবইয়ের জেরক্স যুক্ত করে আপনার নির্দিষ্ট শিক্ষাপ্রতিষ্ঠানে জমা দিন।

Government of West Bengal
Office of the PO cum DWO, NORTH 24 PARGANAS District

APPLICATION FOR POST MATRIC SCHOLARSHIP TO SC/ST / OBC STUDENTS (AY: 2022-23)
NEW/RENEWAL Application Serial No. : WB10201944828

1. Full Name of Applicant *Shri/Kumari* : SUJATA NASKAR
2. Father's/Husband's Name : TEST.

3. Gender : Female 4. Date of Birth : 2003-05-31

5. Nationality : INDIAN

6. Aadhar No : XXXXXXXX3156 7. Telephone No. : 8100666333

8. a) Caste : SC b) Sub-Caste : BAGDI
c) Caste Certificate No. : WB1801SC2022028226 d) Dated : 2022-03-10

c) Issuing Authority, District : SDO Baruipur, SOUTH 24 PARGANAS District
f) Khadyasathi No :
9. a) State to which applicant actually belongs : West Bengal
b) Permanent Address : ABC

P.O.	P.S.	District	PIN
Natagarh SO	GHOLA	NORTH 24 PARGANAS	700113

c) Present Address : ABC

P.O.	P.S.	District	PIN
Natagarh SO	GHOLA	NORTH 24 PARGANAS	700113

d) Whether in full time employment : No
10. Particulars regarding FATHER who supports in applicant's studies
a) Name : DEMO
b) Occupation (if employed, give income certificate from the Employer) : BUSINESS
c) Address : ABC

11. Bank Details:

Bank Name	Branch	Savings A/C No.	IFSC Code	Address
State Bank of India	A.E MARKET	1020304050	SBIN0006794	AE MARKRT SALT LAKE CITY KOLKATA W.B. 24 PARGANAS N

12. a) Name of Institution (mentioning State / UT): SODEPUR SUSHIL KRISHNA SHIKSHAYATAN FOR GIRLS
Course Type:-
d) Class of Study : Group IV (XII) c) Actual date of joining the class (Academic year 22-23 only) : 2022-01-20 d) Tentative date of end of session (Academic year 22-23 only) : 2022-12-30

Page 1

Government of West Bengal
Office of the PO cum DWO, NORTH 24 PARGANAS District

13. Annual Gross Income (parents / guardians) from all sources : Rs. 80000/-
14. Whether applied for Merit/National Loan Scholarship or any other Stipend / Scholarship : NO
15. Whether you in recipient of this scholarship in the previous year : NO

Hostel Details

Name & Address of Hostel	Date of joining in current Session	Charge payable
For academic session 22-23 only		

(A certificate by Hostel Superintendent and duly countersigned by the Head of the Institution showing exact date of admission to Hostel & charge payable to be submitted)
17. Identification Proof/Aadhaar Card No. XXXXXXXX3156
I agree to seed my aadhaar details with my bank account.
I undertake that all the statements given above are correct and I shall be liable to penal action if any statement made above is found false/incorrect.
I hereby declare that I have not applied for any other scholarship/stipend, etc. from any other government sources.

Place : _____ Date : _____ Signature of the Applicant _____

CERTIFICATE OF INSTITUTION

The statements made by the applicant in Sl. No. 11, 14 & 15, 16 are correct to the best of my knowledge. This Institute is affiliated to the _____ University / Board & is recognised by the Government of India / State Government of _____ Minimum qualification for admission to the course is a pass in _____ Examination.

Certify that the applicant has not applied for any other scholarship and account number is correct and registered with this applicant as per bank passbook.

SEAL _____ Signature of Head of Institution _____
Name (in Block Letter) _____
Designation _____
Address _____
State _____
Pin Code _____

Affiliation/Registration No. _____

Page 2

Government of West Bengal
Office of the PO cum DWO, NORTH 24 PARGANAS District

RESIDENTIAL CERTIFICATE

(Should be signed either by a Member of Parliament or Member of a State Legislature, or a Municipal Commissioner / Councillor / Member of Zilla Parishad / Member.GTA / Savapati of Panchayat Samity or a Government Officer. The issuing authority is requested to observe due caution as Scholarship is awarded on the basis of this very important Document.)
Certified that the information furnished at point nos. 1 to 11 and 13 overleaf are correct to the best of my knowledge.

Place

Date

SEAL

Name (in Block

Letter) :

Designation :

Address :

State :

Pin Code :

DECLARATION OF INCOME

(To be given by the parents/ guardians when the candidate is not employed)

Certified that the gross annual income from all sources in respect of my family is Rs. (Rupees
Only) one / two / three of my sons is / are availing such scholarships. I make myself
responsible for the accuracy of the fact & figures furnished. I further undertake that in the event of the particulars given in the
declaration being found false, I shall refund the whole amount of the Scholarship paid to the said Scholarship holder
and the Government's decision in this regard shall be final and binding on me.

Place

Date

Signature in full

1. Applicant is to submit the ***computer-generated filled-in application form (duly signed) to the SDO Barrackpore.
2. Documents to be submitted along with computer generated application form:
 - o A. 1(One) Copy recent stamp size coloured photograph of the applicant duly attested and pasted on the application.
 - o B1. An attested copy of the caste certificate/Acknowledgement slip of the applicant(For prematric scholarship).
 - o B2. An attested copy of the caste certificate of the applicant(For postmatric scholarship).
 - o C. An attested copy of the marksheet/certificate of the last examination passed
 - o D. Copy of the first page of bank passbook(where the account number and bank details is mentioned).
 - o E. Copy of Identification Proof (Aadhaar Card).
 - o F. Income certificate and proof of Date of Birth(Birth Certificate / Madhyamik Admit Card).
 - o G. Copy of Khadyasathi card .
3. The required certificates on the body of the application form are to be provided by the concerned authorities /persons.
4. The application form has to be submitted by 15/01/2023.

Application Date:-2023-07-03